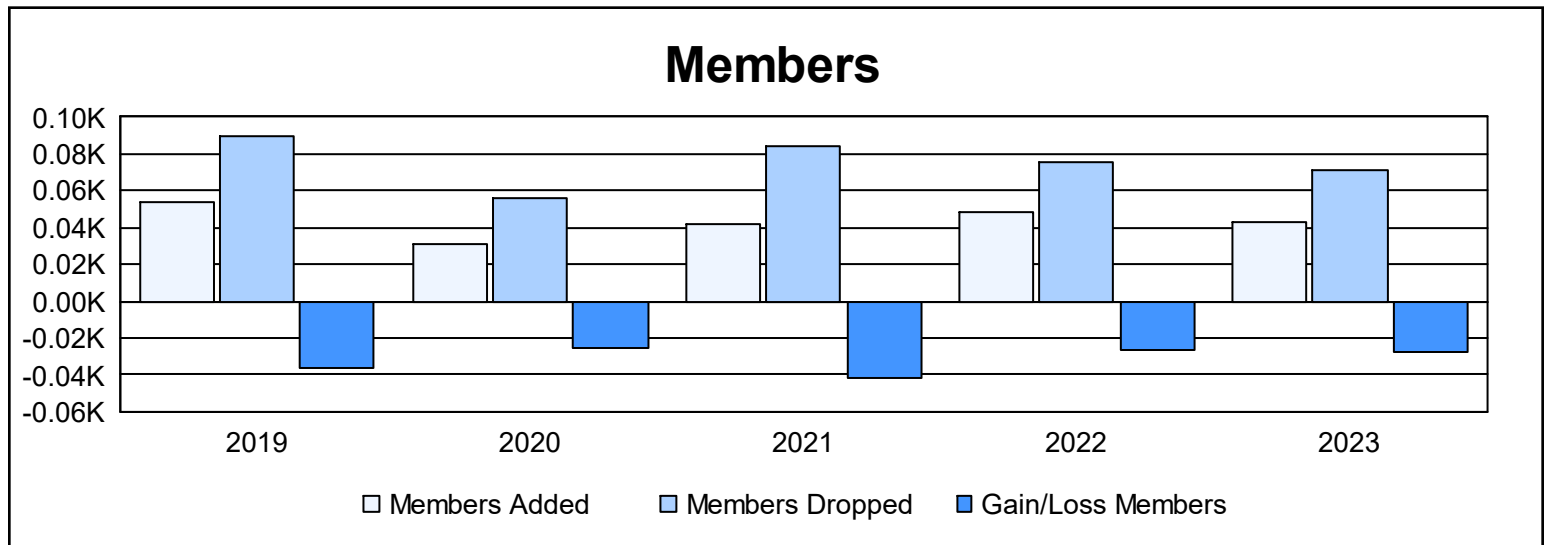
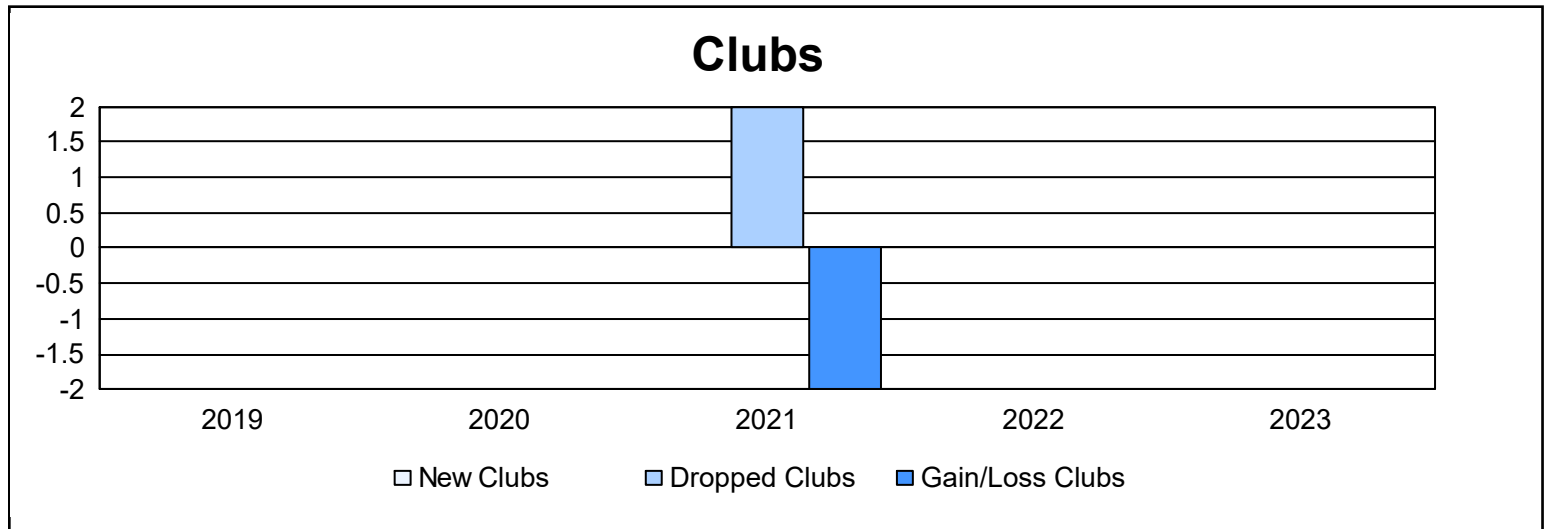
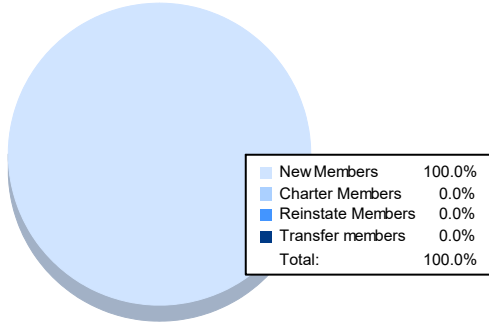


Year	New Clubs	Dropped Clubs	Gain/ Loss Clubs	New Members	Charter Members	Reinstate Members	Transfer Members	Total Member Added	Total Members Dropped	Gain/ Loss Members
2018-2019	0	0	0	51	2	0	1	54	90	-36
2019-2020	0	0	0	30	0	1	0	31	56	-25
2020-2021	0	2	-2	37	0	1	4	42	84	-42
2021-2022	0	0	0	48	0	0	0	48	75	-27
2022-2023	0	0	0	43	0	0	0	43	71	-28
<b>Average</b>	<b>0</b>	<b>0</b>	<b>0</b>	<b>42</b>	<b>0</b>	<b>0</b>	<b>1</b>	<b>44</b>	<b>75</b>	<b>-32</b>



### Membership Composition June 2023 Cumulative



### Gender Composition June 2023 Cumulative

